

## SGX Market Insight

- Market Commentary
- Market Statistics
- Economic Calendar
- Index Analysis
- Daily Stock Signal



## SINGAPORE MARKET INSIGHT

PROGRESS or a lack thereof on a possible US-China trade front continues to be the "be all end all" driver of market sentiment. On Tuesday, investors had to digest reports that Beijing was concerned by US President Donald Trump's unwillingness to roll back tariffs.

The effect of the reports seemed to have a bigger negative effect here. The Straits Times Index (STI) reversed Monday's gains, skidding 19.79 points or 0.6 per cent to close at 3,238.87. The Japanese and South Korean benchmarks joined the city-state's in the loss column.

Elsewhere in the Asia-Pacific, markets in Australia, China, Hong Kong, Malaysia and Taiwan seemed less fazed, notching up gains instead.

Despite protests showing no signs of letting up before the territory's district elections on Sunday, the Hong Kong benchmark posted a second straight session of gains. Traders attributed the gains not to "bottomfishing" but hopes of further stimulus in the mainland to combat the effects of the economic slowdown.

### TOP 5 Stocks by Trading Value

Counter Name	Code	Last	Change
SingTel	Z74	3.190	-0.030
DBS	D05	26.440	-0.160
UOB	U11	26.670	-0.260
YZJ Shipbldg SGD	BS6	1.060	-0.020
ComfortDelGro	C52	2.360	+0.030

## TOP 5 Gainers

Counter Name	Code	Last	Change
Powermatic Data	BCY	2.850	+0.150
Khong Guan	K03	1.940	+0.080
SIA Engineering	S59	2.870	+0.070
DairyFarm USD	D01	5.990	+0.060
LHT	BEI	0.590	+0.055

## TOP 5 Losers

Counter Name	Code	Last	Change
JMH USD	J36	56.020	-1.180
Jardine C&C	C07	31.740	-0.390
JSH USD	J37	32.270	-0.280
UOB	U11	26.670	-0.260
Pan Ocean	AZY	4.930	-0.240

## TOP 5 By Volume

Counter Name	Code	Last	Change
Golden Agri-Res	E5H	0.240	-0.015
YZJ Shipbldg SGD	BS6	1.060	-0.020
SingTel	Z74	3.190	-0.030
Rex Intl	5WH	0.192	-0.004
Sen Yue	5BS	0.034	+0.002

## TOP 5 REITS GAINERS

Counter Name	Code	Last	Change
Frasers Cpt Tr	J69U	2.800	+0.060
Ascendas Reit	A17U	2.930	+0.040
Mapletree Ind Tr	ME8U	2.510	+0.030
CapitaCom Trust	C61U	2.010	+0.020
CapitaMall Trust	C38U	2.540	+0.020



















## TOP 5 REITS LOSERS

Counter Name	Code	Last	Change
Mapletree NAC Tr	RW0U	1.150	-0.010
Suntec Reit	T82U	1.830	-0.010
Frasers L&I Tr	BUOU	1.240	-0.010
CapitaR China Tr	AU8U	1.540	-0.010
SPHREIT	SK6U	1.110	-0.010

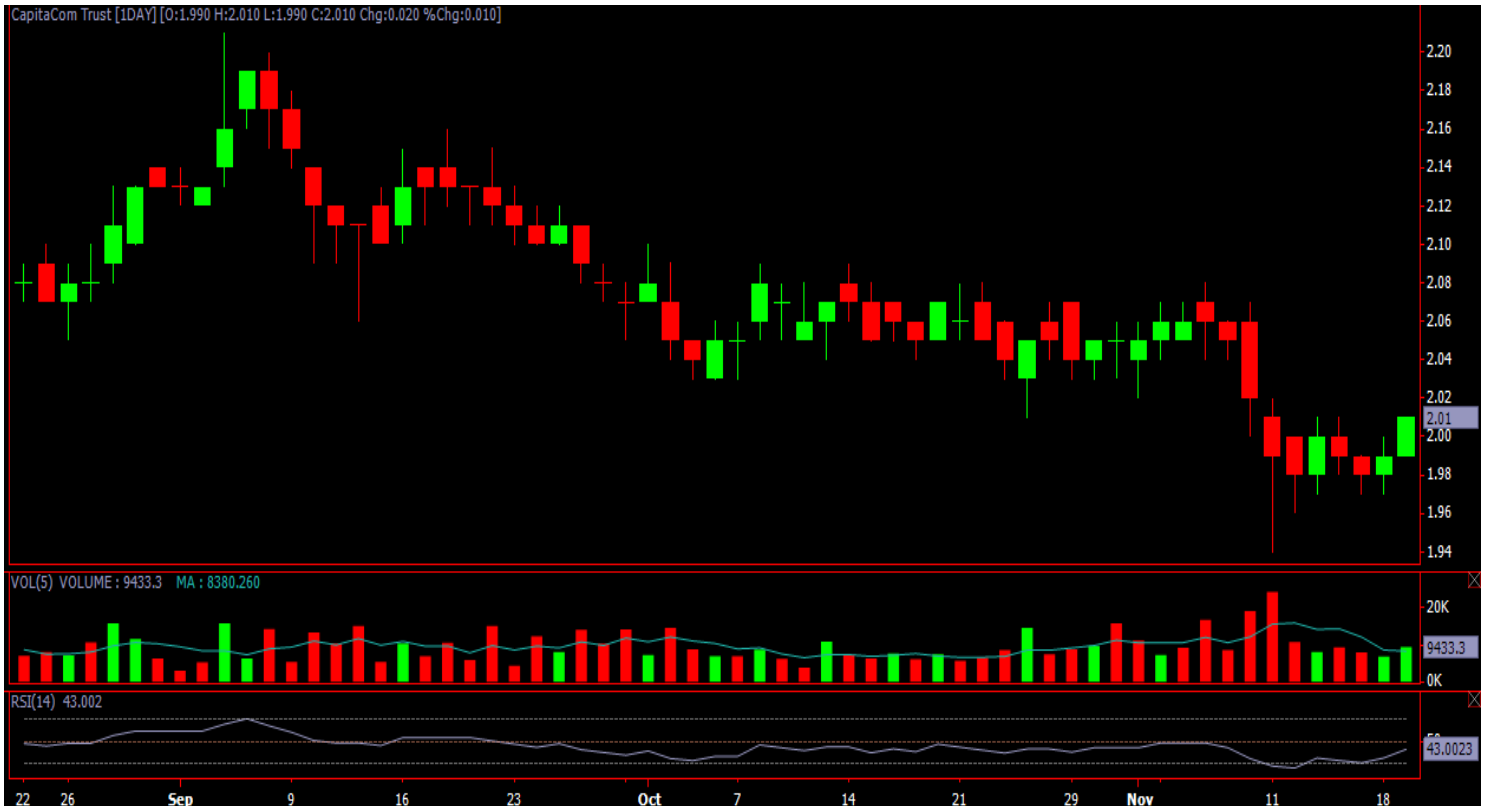
## TOP 5 REITS TRADED BY VALUE

Counter Name	Code	Last	Change
Ascendas Reit	A17U	2.930	+0.040
Mapletree Com Tr	N2IU	2.320	+0.010
Mapletree NAC Tr	RW0U	1.150	-0.010
CapitaCom Trust	C61U	2.010	+0.020
CapitaMall Trust	C38U	2.540	+0.020

## MAJOR ECONOMIC EVENTS

Time	Cur.	Imp.	Event	Actual	Forecast	Previous
Tuesday, November 19, 2019						
08:00	 AUD	▼▼▼	RBA Meeting Minutes 			
19:00	 USD	▼▼▼	Building Permits (Oct)		1.385M	1.391M
Wednesday, November 20, 2019						
All Day	 <b>Holiday</b>		Brazil - Black Awareness Day			
07:00	 CNY	▼▼▼	PBoC Interest Rate			4.20%
19:00	 CAD	▼▼▼	Core CPI (MoM) (Oct)			0.0%
21:00	 USD	▼▼▼	Crude Oil Inventories			2.219M
Thursday, November 21, 2019						
00:30	 USD	▼▼▼	FOMC Meeting Minutes 			
Tentative	 GBP	▼▼▼	BoE MPC Treasury Committee Hearings			
18:00	 EUR	▼▼▼	ECB Publishes Account of Monetary Policy Meeting 			
19:00	 USD	▼▼▼	Philadelphia Fed Manufacturing Index (Nov)		7.2	5.8
20:30	 USD	▼▼▼	Existing Home Sales (Oct)		5.43M	5.38M
Friday, November 22, 2019						
12:30	 EUR	▼▼▼	German GDP (QoQ) (Q3)		0.1%	0.1%
14:00	 EUR	▼▼▼	German Manufacturing PMI (Nov) <sup>P</sup>		43.0	42.1
19:00	 CAD	▼▼▼	Core Retail Sales (MoM) (Sep)			-0.2%
Saturday, November 23, 2019						
All Day	 <b>Holiday</b>		Japan - Labour Thanksgiving Day			

**CAPITACOM TRUST**



**BUY CAPITACOM TRUST AT 2.010 TARGET 2.311 SL 1.809**

**INTRADAY OUTLOOK:**

**SUPPORT- 2.010 RESISTANCE- 2.311**

**MARKET STRATEGY- LONG**

**RELATIVE STRENGTH INDEX(RSI) - 43.002**

**Straits Times Index**







Straits Times Index declined –19.790 points and –0.61 percent at 3238.870 last trading session. The Straits Times Index came off from its intraday peak of 3248.740 and low 3224.360. The RSI at 55.625.

## Head Office - India

Address - 701-801, Atulya IT Park,  
Bhawarkua Main Road Indore,  
(M.P.) 452014

## Singapore & Malasia

 +65-3158-1402  
 [info@venza.sg](mailto:info@venza.sg)

 +60-3502-19047  
 [info@venza.my](mailto:info@venza.my)

### DISCLAIMER

The information and views in this report, our website & all the service we provide are believed to be reliable, but we do not accept any responsibility (or liability) for errors of fact or opinion. Users have the right to choose the product/s that suits them the most. Sincere efforts have been made to present the right investment perspective. The information contained herein is based on analysis and up on sources that we consider reliable. This material is for personal information and based upon it & takes no responsibility

The information given herein should be treated as only factor, while making investment decision. The report does not provide individually tailor-made investment advice. venza research recommends that investors independently evaluate particular investments and strategies, and encourages investors to seek the advice of a financial adviser. venza research shall not be responsible for any transaction conducted based on the information given in this report, which is in violation of rules and regulations .

The share price projections shown are not necessarily indicative of future price performance. The information herein, together with all estimates and forecasts, can change without notice. Analyst or any person related to venza research might be holding positions in the stocks recommended. It is understood that anyone who is browsing through the site has done so at his free will and does not read any views expressed as a recommendation for which either the site or its owners or anyone can be held responsible for . Any surfing and reading of the information is the acceptance of this disclaimer. All Rights Reserved. Investment in equity & bullion market has its own risks.

We, however, do not vouch for the accuracy or the completeness thereof. we are not responsible for any loss incurred whatsoever for any financial profits or loss which may arise from the recommendations above venza research does not purport to be an invitation or an offer to buy or sell any financial instrument. Our Clients (Paid Or Unpaid), Any third party or anyone else have no rights to forward or share our calls or SMS or Report or Any Information Provided by us to/ with anyone which is received directly or indirectly by them. If found so then Serious Legal Actions can be taken.