

- INTERNATIONAL CURRENCY BUZZ
- ECONOMIC CALENDAR
- GBP/USD HOURLY CHART
- EUR/USD HOURLY CHART



## EUR/USD

The pair is up for the third consecutive session on Monday, extending the rebound from last week's lows in the 1.0990/85 band. The renewed and quite strong sell off in the greenback is mainly behind the rally in spot, which is now targeting the key 100-day SMA, today at 1.1093. Renewed optimism in the US-China trade front continues to sustain the positive sentiment in the risk-associated universe despite the lack of significant progress in past days. In addition, the better mood surrounding the riskier assets continues to fuel outflows from the safe haven space, lifts yields and undermine the momentum around the buck.

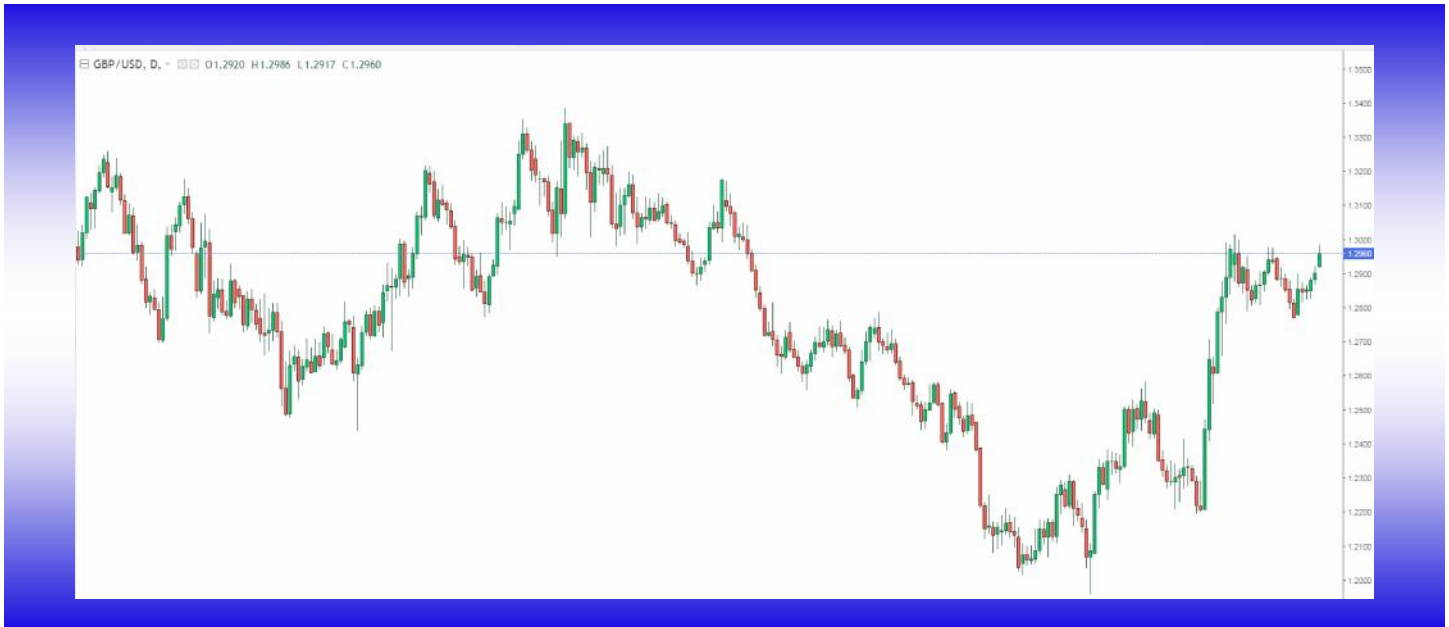
## GBP/USD

We highlighted last Friday that the “bias is for further GBP strength even though the strong 1.2930 level is likely out of reach”. Our expectation was correct as GBP rose to 1.2919 before closing at 1.2903. However, the strong opening this morning has led to further improvement in momentum and GBP could extend its advance to 1.2950. The next resistance at 1.2975 is a strong level and is unlikely to come into the picture for today. On the downside, only a move below 1.2875 would indicate that the current upward pressure has eased (minor support is at 1.2900)”.

**ECONOMIC CALENDAR**

Time	Cur.		Event	Forecast	Previous	
<b>Time</b>	<b>Cur.</b>	<b>Imp.</b>	<b>Event</b>	<b>Actual</b>	<b>Forecast</b>	<b>Previous</b>
<b>Tuesday, November 19, 2019</b>						
06:00	AUD	▼▼▼	RBA Meeting Minutes			
19:00	USD	▼▼▼	Building Permits (Oct)	1.385M	<b>1.391M</b>	
<b>Wednesday, November 20, 2019</b>						
All Day		<b>Holiday</b>	Brazil - Black Awareness Day			
07:00	CNY	▼▼▼	PBoC Interest Rate			4.20%
19:00	CAD	▼▼▼	Core CPI (MoM) (Oct)			0.0%
21:00	USD	▼▼▼	Crude Oil Inventories			2.219M
<b>Thursday, November 21, 2019</b>						
00:30	USD	▼▼▼	FOMC Meeting Minutes			
Tentative	GBP	▼▼▼	BoE MPC Treasury Committee Hearings			
18:00	EUR	▼▼▼	ECB Publishes Account of Monetary Policy Meeting			
19:00	USD	▼▼▼	Philadelphia Fed Manufacturing Index (Nov)	7.2		5.6
20:30	USD	▼▼▼	Existing Home Sales (Oct)	5.43M		<b>5.38M</b>
<b>Friday, November 22, 2019</b>						
12:30	EUR	▼▼▼	German GDP (QoQ) (Q3)	0.1%		0.1%
14:00	EUR	▼▼▼	German Manufacturing PMI (Nov)	43.0		42.1
19:00	CAD	▼▼▼	Core Retail Sales (MoM) (Sep)			-0.2%
<b>Saturday, November 23, 2019</b>						
All Day		<b>Holiday</b>	Japan - Labour Thanksgiving Day			

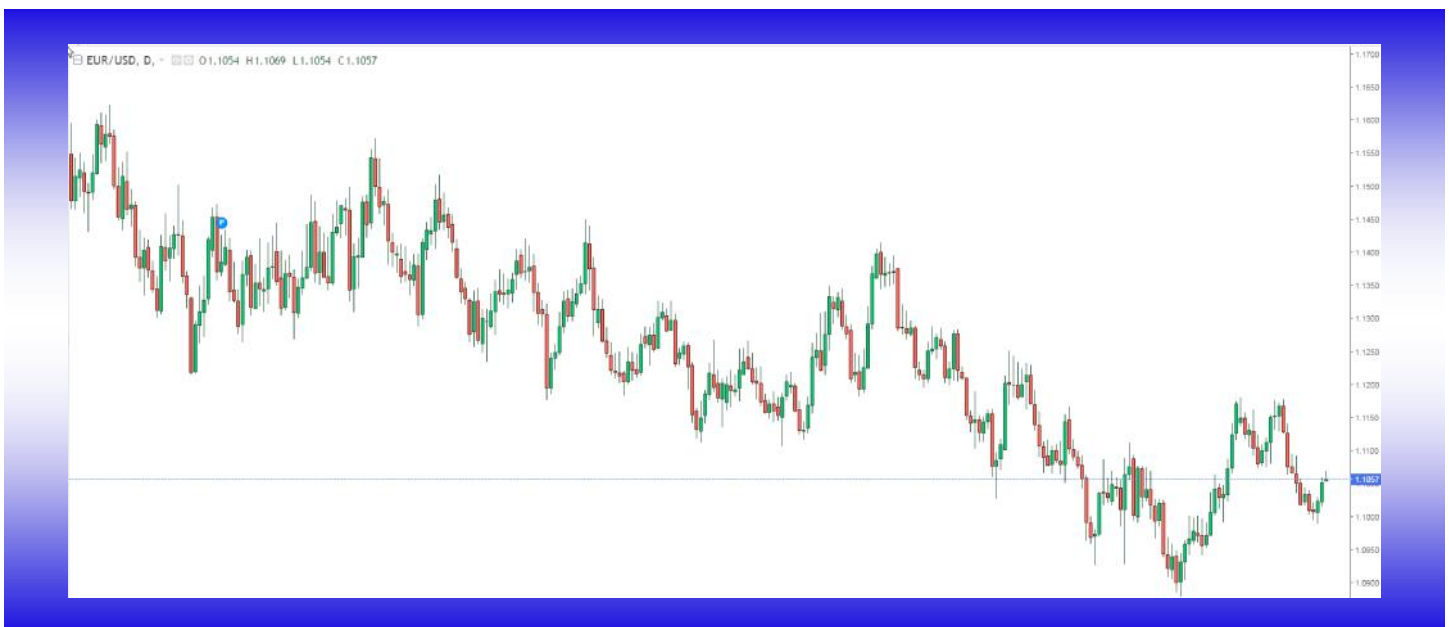
## GBP/USD DAILY CHART



BUY GBPUSD ABOVE 1.2986 TGT 1.3006 1.3026 SL 1.2956

SELL GBPUSD BELOW 1.2917 TGT 1.2897 1.2877 SL 1.2947

## EUR/USD DAILY CHART



BUY EURUSD ABOVE 1.1069 TGT 1.1089 1.1129 SL 1.1039

SELL EURUSD BELOW 1.1054 TGT 1.1034 1.0994 SL 1.1084





## Head Office - India

Address - 701-801, Atulya IT Park,  
Bhawarkua Main Road Indore,  
(M.P.) 452014

## Singapore & Malasia

 +65-3158-1402  
 [info@venza.sg](mailto:info@venza.sg)

 +60-3502-19047  
 [info@venza.my](mailto:info@venza.my)

### DISCLAIMER

The information and views in this report, our website & all the service we provide are believed to be reliable, but we do not accept any responsibility (or liability) for errors of fact or opinion. Users have the right to choose the product/s that suits them the most. Sincere efforts have been made to present the right investment perspective. The information contained herein is based on analysis and up on sources that we consider reliable. This material is for personal information and based upon it & takes no responsibility

The information given herein should be treated as only factor, while making investment decision. The report does not provide individually tailor-made investment advice. venza research recommends that investors independently evaluate particular investments and strategies, and encourages investors to seek the advice of a financial adviser. venza research shall not be responsible for any transaction conducted based on the information given in this report, which is in violation of rules and regulations .

The share price projections shown are not necessarily indicative of future price performance. The information herein, together with all estimates and forecasts, can change without notice. Analyst or any person related to venza research might be holding positions in the stocks recommended. It is understood that anyone who is browsing through the site has done so at his free will and does not read any views expressed as a recommendation for which either the site or its owners or anyone can be held responsible for . Any surfing and reading of the information is the acceptance of this disclaimer. All Rights Reserved. Investment in equity & bullion market has its own risks.

We, however, do not vouch for the accuracy or the completeness thereof. we are not responsible for any loss incurred whatsoever for any financial profits or loss which may arise from the recommendations above venza research does not purport to be an invitation or an offer to buy or sell any financial instrument. Our Clients (Paid Or Unpaid), Any third party or anyone else have no rights to forward or share our calls or SMS or Report or Any Information Provided by us to/with anyone which is received directly or indirectly by them. If found so then Serious Legal Actions can be taken.